

HAMILTON SAFE®

CHESTS

built in our factories



... built to your needs and specifications

Steel Chests

Versatile Hamilton Steel Chests allow you to configure security storage to fit virtually any need

Security Ratings:

- TL15 and TL30



Body:

- 1" or equivalent steel plate

Door:

- TL15 = 1", TL30 = 1³/₄"

Boltwork:

- Solid steel, rectangular bolts
- Mechanical relocker included to provide a secondary defense

Types:

- Teller • Teller Receivers • Depositories
- Square Chest • Portable Vaults



Composite Chests

An alternate to plate steel, composite safes have a body & door that consist of thin steel forms filled with high-performance, high-tech aggregate



Security Ratings:

- TL15, TL30 and TL30x6
- 1-hour fire rating

Body:

- 2³/₄" composite for TL15 and TL30
- 4¹/₂" composite for TL30x6

Door:

- TL15 = 2³/₄", TL30 = 4¹/₂"

Boltwork:

- Solid steel, rectangular bolts
- Mechanical relocker included to provide a secondary defense

Types:

- Teller Chest
- Teller Receivers
- Depositories
- Square Chest
- Portable Vaults



One-hour fire rating



Choose from these fixed configurations.
Refer to drawings for exact specifications.



All Chests are UL Listed



95-958 TL-15 Composite Chest with Interior
• 60"H x 39" W x 26"D
• Right or Left Swing
• Refer to Drawing #95-958



95-959 TL-30 Composite Chest with Interior
• 60"H x 39" W x 26"D
• Right or Left Swing
• Refer to Drawing #95-959



95-960 80UC Depository – Walk Up
• TL-15 Composite Receiving Chest -
35"H x 36"W x 26"D
• Right Swing Only
• Refer to Drawing #95-960



95-961 80UC Depository – Drive Up
• TL-15 Composite Receiving Chest -
24"H x 27"W x 26"D
• Right Swing Only
• Refer to Drawing #95-961



95-962 TL-15 Composite Teller Chest with interior
• 80UC Head
• 74"H x 39" W x 32" D
• Right Swing Only
• Refer to Drawing #95-962



95-963 TL-15 Composite Portable Vault - empty
• 74"H x 39" W x 32" D
• Right or Left Swing
• Refer to Drawing #95-963



95-964 TL-30 Composite Portable Vault - empty
• 74"H x 39" W x 32" D
• Right or Left Swing
• Refer to Drawing #95-964

TR/TL Chests

“The ultimate in high security” Hamilton manufactures safes that are UL rated to withstand 30-minute attacks using both torch (TR) and tools (TL)

TR/TL30x6

Hamilton is the **only** company in the United States able to manufacture the TR/TL30x6



- UL Listed 30-minute torch and tool attack on all six sides of the safe.
- The latest composite technology
- Massive 4-way boltwork
- Glass relockers
- Perfect for jewelers, banks, credit unions and pharmacies



We build custom sizes and interiors

TR/TL30

These high-security chests are rated to substantially resist mechanical and high-temperature attacks



- Two-hour fire rating
- UL Listed for 30-minute attack with tool and torch
- Latest in composite technology
- Mechanical relockers
- 5" door
- 3 1/2" composite body



 **Two-hour fire rating**



Custom Safes


Choose virtually any combination of interior, size and color



Popular Interior Options



Model 6T



19" Cash Drawer



Model 12-T

Popular Optional Accessories

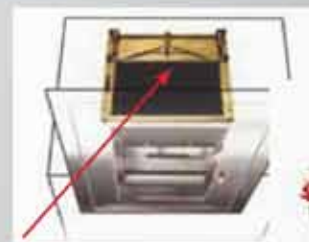


Cash Drawer Organizer



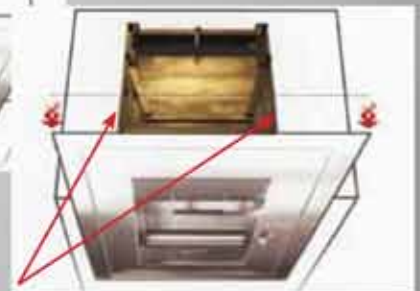
Time Lock

Popular Optional Accessories



Night depository path is normally clear and open

Chute Closure Device



If the depository head is compromised, the closure device snaps shut instantly to deny access to the chest and its contents

HAMILTON SAFE®

Manufacturers and providers of the latest in drive-up systems, modular vaults, vault doors, night depositories, physical security containers, alarm systems, safe deposit boxes and video surveillance equipment.


3143 Production Drive • Fairfield, OH 45014
Telephone: 513-874-3733 • FAX: 513-874-3967
www.hamiltonsafe.com

Custom Safes


Hamilton Safe will build whatever you need



Popular Interior Options



Model 8T-2S



Model 6T-2S



Model 5T-1S-6

Popular Optional Accessories

Options:

- Right or Left swing
- Lock choices include Mechanical, Electronic and Time locks
- Door Stop
- Wire wrap and concrete cladding
- Alarm devices
 - Door contacts
 - Thermal sensor
 - Seismic detector
 - Vibration Switch



Depository Chute

Popular Optional Accessories



Thermal sensors and door contact